

Parent Council Meeting

Tues Oct 5, 2021

Lily Rose Kindergarten ~ Teacher Susan



Playtime is so important in the life of the young child. They are glad to be together; creating new friendships, sharing ideas and working together.

Maple Rose Kindergarten ~ Teacher Cheryl

Painting with two
colors



Fingerknit dragons

Our first Soup Day





~ The Invisible Hunter ~
A Cinderella Tale from the Miꞑmaq Nation




Grade One ~ Ms. Jennifer



Procedures are flowing like a ribbon, and little voices are harmonious in song in First Grade. The children are happy emergent readers learning their ABC's. We have been learning a new phoneme each day with its two phonemic symbols i.e. /h/ = [Hh] . We'll finish [Zz] by Halloween! We're learning how to write with precision; laying the foundation for Sacred Geometry in middle school. :)



Grade Two ~ Ms. McDonald



In second grade, we are learning long vowel patterns utilizing the trickster stories of the Indigineous people of the Americas.


We are also celebrating Hispanic Heritage month by reading picture books that celebrate and share the Hispanic culture and language.

Grade Four ~ Ms. Sheila



Nearing the end of our Zoology block, in which we've experienced each animal through writing, recitation, drawing, painting, and/or clay modeling. These are horses, and a couple of oysters, modeled with Alkena beeswax clay. :)

Grade 4 ~ Ms. Lee



This student is discovering prime and composite numbers on her own as she changes the image of 2 factors vs 3+ factors.

In our math block we are learning about factors. Students made posters to help them in this process.



These students are helping take care of the class library area by making posters to help keep reverence.



Grade 5 ~ Mrs. Murray



Each 5th Grade student also received a copy of this Spanish-English cookbook to take home!

5th Grade is currently deep in a study of North American geography. We have loved starting our block with the beautiful geography of Central America- perfect timing for Hispanic Heritage month!



Grade 5 ~ Ms. Hunter



We wrapped up our first Botany block with a Plant Classification Project Showcase!

Now, we have been learning about North America.



Grade 7 ~ Ms. Madera

During the first week of Physiology,
7th grade students studied homeostasis, osmosis,
and the function of cell membranes through
Hands-on investigation.

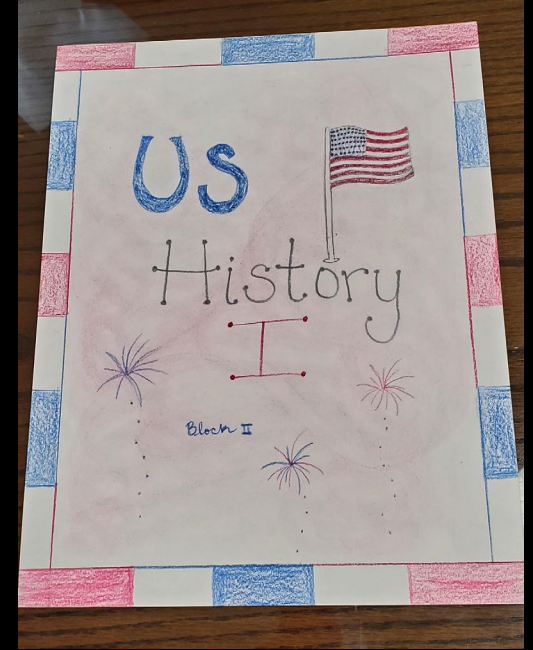


Grade 8 ~ Mrs. Jones



8th Grade
has been
enjoying making
Zentangle pumpkins
to decorate
the upper grades
hallway!

We have also started
our first U.S. History
block!



Games ~ Mr. Meier

In games we have worked on developing strength, balance, and focus in our opening activities through yoga routines, spatial dynamics, and eurythmy exercises. In 4th through 8th grade we have been playing various dodgeball games, as well as space ball and prisoner ball. In 1st through 3rd, we have been working on tossing, catching, rolling, kicking, and safely and quickly forming a circle. It is wonderful to get to know all of the students in the school!



Handwork, Lower Grades ~ Ms. Claire

In 1st and 2nd grade, we've been working on making our knitting needles and getting started knitting. Here's a sweet photo of our first chicken of the year made by a 2nd grader!


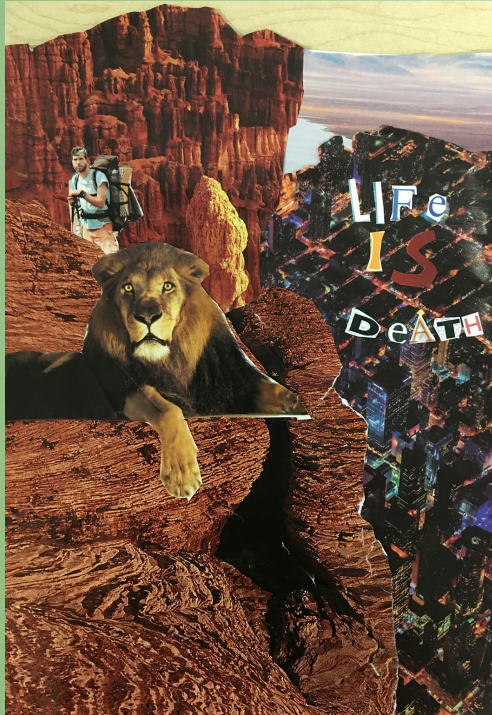




In 3rd grade, the first project of the year has been weaving small wall hangings using wooden looms and upcycled t-shirts cut into narrow strips to weave with.



In 4th and 5th grade, our first project of the year was collaging covers for our handwork journals. We talked about the concept of cohesion and making multiple images blend together to make one image. There were so many amazing, hilarious and thought provoking collages made! The center picture is Mrs. Hamblin's class hard at work.



On two Thursdays in September, 3rd, 4th and 5th graders went on a field trip to the Chico Flax farm where we were able to see the whole process of how flax is grown and all the steps it takes to make it into the fabric linen. It was hot and a long walk, but we made it!





Left: Ms. Sheila's class working with flax!
Below: Sandy Fisher, the founder of Chico Flax demonstrating how to process flax into linen!



We have officially started working in the courtyard garden! We've been weeding, cutting back dead bushes and exploring all the things in the soil like roots, bugs and worms.

